


# **West Contra Costa Unified School District**

## **Local Control Accountability Plan Progress Indicators Update #3**

April 1, 2015



# LCAP Progress Indicators (Section 2)

**Progress Indicator Number**

**LCAP GOAL**

**Yearly Progress Indicator**

Education Code sections 52060 and 52061, for county offices of education; Education Code sections 52065 and 52067, and for charter schools; Education Code sections 52062 and 52063, for school districts; and Education Code sections 52064 and 52066, for charter schools, require the annual update to include a review of progress towards the goals and describe any changes to the goals.

| Related State | Goals | What will be different / improved for students? |
|---------------|-------|---|
|               |       |   |
|               |       |   |
|               |       |   |

## **LCAP GOAL: 1.1 Improve student achievement for all students**


The Early Assessment Program (EAP) is a project of the California State University (CSU) system designed to gauge college-readiness among high school students. In their junior year, high school students have the opportunity to take the EAP tests in math and

## **LCAP GOAL: 1.1 Improve student achievement for all students**

### Yearly Indicator 12:

---

The Early Assessment Program (EAP) is a project of the California State University (CSU) system designed to gauge college-readiness among high school students. In their junior year, high school students have the opportunity to take the EAP tests in math and language arts. High scores allow students to skip CSU placement testing. Math scores are based on the 15 EAP multiple-choice questions, plus selected questions from the Algebra 2 or Summative High School Math CST.



## LCAP GOAL: 4.2 Improve student engagement and climate outcomes

Yearly Indicator 29: School attendance rates will increase by 0.5% for all schools with lower than 95% attendance rate

The attendance rate is the total days attended divided by the total days of membership within student group categories using ADA rules.

### School Attendance Rates by School Year - Elementary

| School     | 2012-13 | 2013-14 | 2014-15 Goal |
|------------|---------|---------|--------------|
| Bayview    | 93.9%   | 94.1%   | 94.6%        |
| Chavez     | 94.4%   | 94.6%   | 95.1%        |
| Collins    | 94.6%   | 94.8%   | 95.3%        |
| Coronado   | 94.3%   | 94.7%   | 95.2%        |
| Downer     | 93.6%   | 94.0%   | 94.5%        |
| Grant      | 94.6%   | 94.0%   | 94.5%        |
| King       | 92.7%   | 93.6%   | 94.1%        |
| Lincoln    | 94.6%   | 94.6%   | 95.1%        |
| Mira Vista | 94.1%   | 94.8%   | 95.3%        |

| School     | 2012-13 | 2013-14 | 2014-15 Goal |
|------------|---------|---------|--------------|
| Murphy     | 94.0%   | 94.5%   | 95.0%        |
| Nystrom    | 92.3%   | 92.8%   | 93.3%        |
| Peres      | 94.6%   | 94.5%   | 95.0%        |
| Shannon    | 93.3%   | 94.6%   | 95.1%        |
| Stege      | 93.1%   | 92.7%   | 93.2%        |
| Tara Hills | 94.5%   | 94.5%   | 95.0%        |
| Verde      | 95.8%   | 93.4%   | 93.9%        |
| Washington | 94.6%   | 94.7%   | 95.2%        |

## LCAP GOAL: 4.2 Improve student engagement and climate outcomes

Yearly Indicator 29: School attendance rates will increase by 0.5% for all schools with lower than 95% attendance rate

---

The attendance rate is the total days attended divided by the total days of membership within student group categories using ADA rules.

### School Attendance Rates by School Year - Secondary

| School       | 2012-13 | 2013-14 | 2014-15 Goal |
|--------------|---------|---------|--------------|
| Crespi       | 94.9%   | 94.4%   | 94.9%        |
| Kennedy      | 87.6%   | 88.6%   | 89.1%        |
| Richmond     | 93.7%   | 94.6%   | 95.1%        |
| Gompers      | 69.8%   | 72.3%   | 72.8%        |
| North Campus | 76.9%   | 74.4%   | 74.9%        |

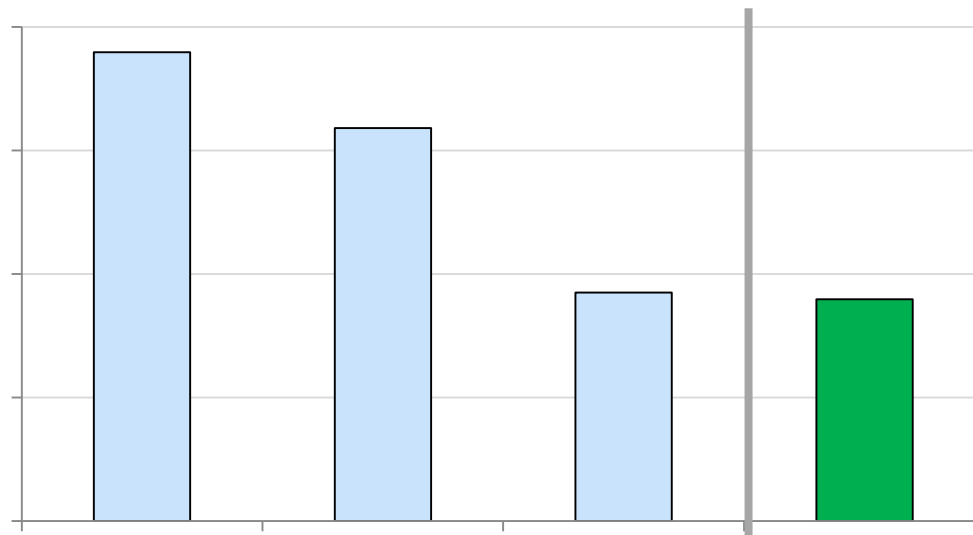
## LCAP GOAL: 4.2 Improve student engagement and climate outcomes

Yearly Indicator 34: # of out-of-school suspensions will decrease by 3%

---

Out-of-school suspension means students are not allowed to go to campus during the period of suspension except for official meetings relating to their suspension.

**# Out-of-School Suspensions by School Year**







# LCAP GOAL: 3.1 Increase parent engagement, involvement, and satisfaction

Yearly Indicator 22: Develop annual parent surveys which will measure engagement, involvement, and satisfaction.

---

The district seeks to measure how engaged and satisfied parents are with their schools. The California School Parent Survey (CSPS), a companion to the California Healthy Kids Survey (CHKS), is a district-wide survey parents take in February which asks questions about school climate, safety, and engagement. All parents in the district can take the survey.

## % Parent Engagement/ Involvement by School Year

| Survey Question |  |
|-----------------|--|
| This school:    |  |
|                 |  |
|                 |  |
|                 |  |
|                 |  |
|                 |  |

## LCAP GOAL: 3.1 Increase parent engagement, involvement, and satisfaction

Yearly Indicator 22: Develop annual parent surveys which will measure engagement, involvement, and satisfaction.

---

The district seeks to measure how engaged and satisfied parents are with their schools. The California School Parent Survey (CSPS), a companion to the California Healthy Kids Survey (CHKS), is a district-wide survey parents take in February which asks questions about school climate, safety, and engagement. All parents in the district can take the survey.

### % Parent Satisfaction by School Year

| <b>Survey Question<br/>This school:</b>            | <b>2013-14 Rate<br/>(n = 2245)</b> |
|--|------------------------------------|
| Promotes academic success for all students         | 83%                                |
| Motivates students to learn                        | 80%                                |
| Is a safe place for my child                       | 77%                                |
| Has a supportive learning environment for my child | 79%                                |
| Has adults that really care about students         | 78%                                |

\* Strongly Agree/Agree

## **LCAP GOAL: 7 Provide basic services to all students**

The district seeks to ensure there are no placements of a certificated employee in a



## LCAP GOAL: 7 Provide basic services to all students

### Yearly Indicator 47: Ensure 0% misassignment rates of teachers of English Learners

---

The district seeks to ensure there are no placements of a certificated employee in a teaching or services position for which the employee does not hold a legally recognized certificate or credential.

#### % Teacher Misassignments of ELs by School Year

| School Year         | Rate      |
|---------------------|-----------|
| 2010-11             | 0%        |
| 2011-12             | 0%        |
| 2012-13             | 0%        |
| 2013-14 Baseline    | 0%        |
| <b>2014-15 Goal</b> | <b>0%</b> |
| 2014-15 Actual      | 0%        |